

PACKAGOAL™

These generic instructions are designed to provide the user with the principals of set up and packaway of ALL models of Packagoals . For further details and instructions visit www.packaworld.com

SET UP




Step 1: Find a level surface and remove goal from the bag.




Step2: Lay out PACKAGOAL, ensuring the net is not tangled.



Step3: Before inflating, ensure the net holders are vertical to the hose.



Step4: Remove the dust cap and turn the valve fully anti-clockwise (i.e. towards the solid circle mark) which locks the valve and retains the air in the hose after inflation.



Step 5: Connect the hose of the pump (to the bottom connector) and inflate goal



Step6: Once inflated remove hose and replace dust cap.

note: No air should be escape when hose removed.



Step 7: Using ground anchors and/or sand/water bags (if supplied) fix goal to surface



Step8: Enjoy the game.

PACKA GOAL™

Brought to you by

PACKAWORLD™
BRING THE GAME

PACKAGOAL™

These generic instructions are designed to provide the user with the principals of set up and packaway of ALL models of Packagoals . For further details and instructions visit www.packaworld.com

PACKAWAY




Step1: Before deflating lay the goal down to the ground to avoid damaging the connectors.




Step2: Remove dust cap and turn the valve fully clockwise and push valve gently inwards to release air – this may require a little wiggle.



Step 3: It is VERY IMPORTANT to remove ALL the residual air from the goal otherwise packing away the goal will prove difficult. To do this move the hose of pump to the top connector which extracts the air when pumped. Once all the air extracted remove hose and return valve to the closed position and replace dust cap.



Step4: Spread PACKAGOAL on level surface, then fold it towards centre.



Step 5: Place folded goal into the bag and close the zips - Do not force the zips as this will damage bag.

PACKA GOAL™

Brought to you by

PACKAWORLD™
BRING THE GAME



CAUTION WHEN USING PACKAWORLD PRODUCTS

1. Never drag inflated/deflated goal on hard ground as this WILL damage hose.
2. Only use a hand pump supplied to inflate Packaworld products.
3. Do not store your Packaworld products wet or dirty in carry bag (even for short periods of time) as this can discolour and/or stain hosing.
4. Always use a carry bag for transportation and storing Packaworld products

PLEASE NOTE THAT PACKAWORLD PRODUCTS ARE TEMPORARY STRUCTURES AND NOT SUITABLE FOR LONG TERM EXPOSURE OUTDOORS. OVER A PERIOD OF TIME THE INFLATABLE FRAMES WILL LOSE AIR AND AS SUCH WILL REQUIRE TOPPING UP WITH THE PUMP SUPPLIED.